



MARINE Solutions

www.texa.com

TEXA

GLOBAL SPECIALISTS IN DIAGNOSTICS

TEXA has always been a reference point in the world of automotive equipment, and this leading position has been consolidated through the design and manufacture of innovative tools for electronic autodiagnosis, electrical diagnosis, exhaust gas analysis and air conditioning system service stations, for use on cars, trucks, motorcycles, agricultural vehicles and marine applications. Over the years, TEXA has built up an extensive global network of over 700 distributors in over 100 countries.

A complete and modular offer

TEXA offers the technician total assistance during all phases of a repair, from the analysis of fault symptoms to the identification of the right spare part. TEXA boasts an unrivalled offering of tools and services designed to satisfy all possible needs. From dedicated workshop tools to operating software, specialist training and customer services.

WARNING

The trademarks and logos of vehicle manufacturers in this document have been used exclusively for information purposes and are used to clarify the compatibility of TEXA products with the models of vehicles identified by the trademarks and logos. Because TEXA products and software are subject to continuous developments and updates, upon reading this document they may not be able to carry out the DIAGNOSTICS of all the models and electronic systems of each vehicle manufacturer mentioned within this document. References to the makes, models and electronic systems within this document must therefore be considered purely indicative and TEXA recommends to always check the list of the "Systems that can be diagnosed" of the product and/or software at TEXA authorised retailers before any purchase. **The images and the vehicle outlines within this document have been included for the sole purpose of making it easier to identify the vehicle category (car, truck, motorbike, etc.) for which the TEXA product and/or software is intended.** The data, descriptions and illustrations may change compared to those described in this document. TEXA S.p.A. reserves the right to make changes to its products without prior notice.



TEXA

IDCS - CAR



iSupport

myTEXA
APP



myPARTNER
APP



Gestione
Clienti



Documentazione



Protocollo
EOB



Oscilloscopio

88

Multimetro



Accensione



Pressioni



Avviamento
elettrico



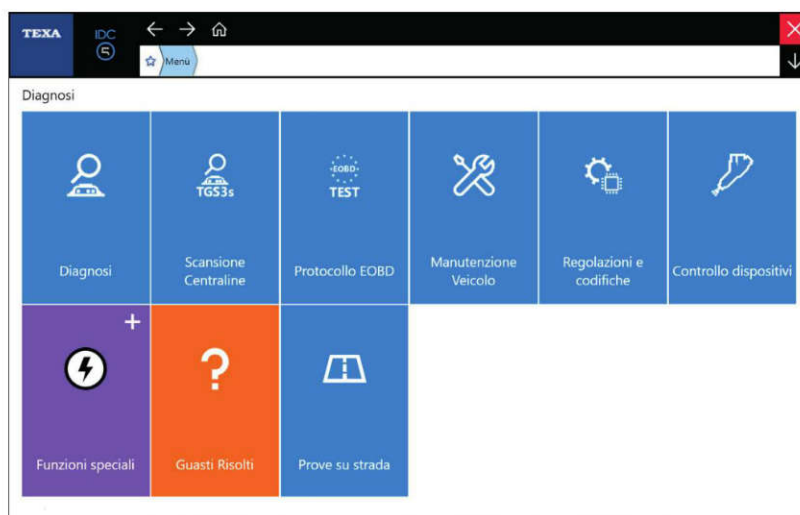
Generazione
di segnali

IDC5: Diagnosis without frontiers

IDC5 is the latest generation of TEXA's renowned operating system, and another step forward to assist technicians. Thanks to major improvements in code the new system is faster than ever and guarantees virtually instant communication with a vehicle's control units.



An even more intuitive software interface



The graphic interface of IDC5 is designed to resemble the latest consumer applications, simplifying and making the various steps in maintenance and repair procedures more intuitive. On top of this, all diagnostic pages have been redesigned to give a fuller view of the most relevant information and the menu has been revised and is now arranged vertically. This new solution lets you scroll rapidly through all available options without ever having to change pages. A simple touch is all that is needed to zoom in on the functions you want.

The new "Interactive Wiring Diagrams" function lets you view wiring diagrams using animations of a system's devices and an interactive map generated to show signal flows to and from the control units. Another new function allows you to view and manage vehicle parameters. These can be displayed in graphic form and can be filtered using text searches or by selecting those specifically required. Even the downloading of updates is faster in the new software. IDC5 is constantly evolving and is open to new technologies that appear in the near future, including, for example, those offering the possibility to select and activate diagnostic functions by voice.

Exclusive IDC5 functionalities

IDC5 is the software to beat when it comes to multi-brand diagnostics. IDC5 provides an extensive series of exclusive functionalities developed and optimised by TEXA's own R&D department.



Vehicle registration search

This function lets you search for a vehicle in the customer management database. You can select a vehicle from those listed in IDC5 and access the functions available for it simply by entering its registration number.




Rapid Diagnosis

Vehicle systems can be accurately diagnosed and the right model selected in just a few clicks. All you have to do is click on the desired function button, located near the manufacturer, then connect the diagnostic tool to the vehicle. The software accesses the injection system directly or runs a scan and lists all the systems available for diagnosis. This function is available for a number of makes, including Evinrude and Yamaha Marine.




Global Scan

In addition to extremely thorough diagnostics, TEXA also offers customers a number of special functions. These include Global Scan, which scans the entire vehicle for ECUs, reads their contents and detects any recorded errors. Global Scan is currently available for CUMMINS MARINE, CUMMINS MERCUISER DIESEL, MARINER, MERCUISER, MERCURY, MERCURY DIESEL and MERCURY RACING on installations later than 2010 and for the SEA-DOO (BRP) brand.



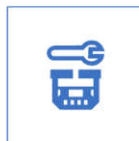
Freeze Frame

Freeze Frame lets you view the display of parameters and data detected and recorded at the moment a fault occurs. The actual information displayed by Freeze Frame may vary from one vehicle manufacturer to another and from one type of system to another.




Error Help

"Error Help" is the easiest and most accessible way to obtain information on errors. The help content provides useful information on the meaning of error messages and if necessary, on what checks to perform first.



Throttle Settings

This special function is currently available for YAMAHA and MERCURY engines. In the case of YAMAHA engines, simply run the settings function and the throttle is automatically synchronised with the engine. For MERCURY engines, first select the number of engines fitted and the type of throttle involved to associate the throttle with the engine(s). Then select whether an accelerator pedal is fitted or not and follow the images displayed to assign the various throttle positions (Ahead full throttle, Ahead, Neutral, Reverse, Reverse full throttle).



Special Functions

This section provides a number of special functions, including special settings for the Sea-Doo Group (Ignition key setup, CAN bus alignment, Key registration with Key Adapter, VIN write etc.) and guided component tests for Volvo Penta.





Wiring Diagram Detail

This function makes an instant link between the error read from the control unit and the corresponding component on the wiring diagram. From the wiring diagram you can access the test functions and device descriptions typical of the IDC5 operating environment.



i-Support

(in subscription)

This function can be used to send a request for assistance simply by entering the type of vehicle and the system being serviced, then describing the specific problem that cannot be solved. The TEXA call centre will immediately deal with the request and provide a response to solve the problem in the shortest possible time.



NOMINAL VALUES APP

This app provides practical datasheets listing reference values for each individual electronic component involved in autodiagnosis, as well as solutions to possible problems. This information can be consulted directly during autodiagnosis, simply by clicking on the DOCUMENTATION icon. To make searches easier and more intuitive, data is arranged by system and specific device or by error code.

IDC5 BASIC and PLUS

In addition to providing new diagnostic content, IDC5 MARINE can also be activated in two different ways, BASIC and PLUS, to suit the different needs of today's mechanics. BASIC mode is ideal for workshops that deal mainly with outboard engines, jetskis and common makes of medium size inboard engines. PLUS mode provides all the content of BASIC mode as well as coverage for professional marine engines and engines installed in larger craft.





Support for Autodiagnostics

Technical Data sheets and Wiring Diagrams provide detailed information on the functionalities of individual systems to support autodiagnostic tests. In addition, users can also look up specific mechanical data for each vehicle.



Data sheets

TEXA's technical bulletins provide superbly accurate information on the selected vehicle, including instructions for performing a manual reset after servicing, overviews of specific mechatronic systems and much more besides.



Interactive wiring diagrams*

Interactive Wiring Diagrams let you perform more detailed fault finding by interacting with the various components shown in them. You can select specific components to identify their cables and their electrical and logical connections to other components on the wiring diagram. Another function lets you see the direction of signals, showing whether they are inputs to or outputs from the control unit. You can also see the correlation between ECU pins and device pins and use interactive links between pages to view associated data sheets and connections.

* Present only in part of the wiring diagrams. Increasing with the various updates.

TEXA APP*

TEXA APP is a totally new addition to the world of multi-brand diagnostic tools. The TEXA APP virtual store lets you request activation of a large number of applications for the vehicle repair with one simple click.

TEXA APP provides diagnostic software and innovative applications developed by TEXA. It allows you to customise your tools directly from IDC5 software, adding the most suitable functionalities for your own purposes. Your diagnostic tool therefore becomes more modular and flexible than ever in the way it matches your professional requirements.

The TEXA APP store is divided into two different sections:

- TEXA APP: this section lists all available software and applications developed by TEXA; it can be used to extend coverage or software functions by upgrading to a new version, or to activate new APPs as they are released.
- PARTNER APP: this section lists apps developed as the result of TEXA's partnership with providers of goods and services for automotive technicians, including manufacturers and distributors of spare parts, specialist magazines, technical information services and so on.





*Check the availability of TEXA Apps for your tool.



To check the extensive coverage of TEXA products, go to
www.texa.com/coverage

Unrivalled coverage

Vehicle diagnostics is TEXA's core business. To keep ahead of the competition, TEXA is committed to offering its customers the best possible coverage of vehicles in circulation. The various teams operating in TEXA's European subsidiaries have recently been complemented by new teams working directly in Asia to ensure prompt and accurate coverage for Japanese, Korean, Chinese and Indian vehicles. This network guarantees customers all over the world a coverage that is simply without rivals in terms of the number of vehicles covered and the quality of the coverage provided. Regular software updates are guaranteed by subscription to a TEXPACK.

Over 2.000 diagnostic options



Diagnostic solutions

TEXA's diagnostic solutions are based on the powerful AXONE Nemo display unit and on the robust NAVIGATOR TXB Evolution interface. These devices interconnect via Bluetooth and communicate with the vessel's electronic control units. They guarantee levels of speed and performance that are simply unrivalled in the world of multi-brand diagnostics. TEXA devices provide unique support for today's vehicle technicians and also stand out for their ease of use and versatility. All TEXA interfaces are fully compatible with standard personal computers.



AXONE Nemo

Thanks to its tough, waterproof design, the AXONE Nemo is the ideal display unit for technicians whose work involves the repair of marine engines. The AXONE Nemo is designed to withstand shocks and carry on functioning perfectly even in the rain or after falling into water. Thanks to a special TEXA patent, the AXONE Nemo is the world's only PC-type device that floats. The casing of the AXONE Nemo is made from magnesium, a noble metal that stands out for its light weight and efficient heat dispersal. This high level of functionality is equaled by TEXA's traditional attention to style: the AXONE Nemo is not just practical but attractive too. It is also packed with advanced technology, starting from an ultra-wide 12 inch capacitive touch-screen with the impressive resolution of 2160x1440, with tough Gorilla Glass protection. The heart of the AXONE Nemo is an Intel® Quad Core N3160 processor with 8 GB of RAM and 250 GB of storage. Connectivity is guaranteed by an advanced, double channel Wi-Fi system and a Bluetooth® 4.0 Low Energy module. The AXONE Nemo incorporates a full set of sensors, including a barometer, an accelerometer, a gyroscope, a compass, a light sensor, and a GPS module. Another distinctive feature is the presence of two 5 megapixel cameras, one forward facing and one rear facing complete with flash/torch and autofocus.







NAVIGATOR TXB Evolution


The NAVIGATOR TXB Evolution is a latest-generation interface, a state-of-the-art tool especially developed for the marine environment. It is an evolution of its predecessor the NAVIGATOR TXBs but is faster and more powerful despite being compact-sized. Its hardware features make it compatible with all current protocols and its integrated 16-pin CPC connector allows the use of all the MARINE diagnostic cables. Other than the "classic" diagnosis, it also allows recording the diagnostic session while moving*.



* For the diagnostic tests while moving, carefully read and follow the prescriptions you find at: www.texa.com/test-drive. TEXA S.p.A. is not liable for any damage resulting from an improper and non-compliant use of the indications, the sequences and the phases indicated in the page mentioned above, in the guide and in the product's user manual.

Electrical diagnostics

In many cases, autodiagnosics cannot provide the answer. If a vehicle's ECUs have no errors logged, the problem may well lie in an electrical or mechanical failure. Conventional diagnostics are needed in these circumstances and analog and digital measurements are taken to determine the efficiency of components like the battery, sensors, actuators and CAN network. TEXA's UNIProbe and TwinProbe interfaces let you make all the physical measurements you need to perform a conventional diagnosis and identify potential faults.





The UNIProbe and TwinProbe are two devices for acquiring the analogue and digital measurements needed for conventional diagnostic testing.

UNIProbe

The UNIProbe includes:

- Oscilloscope: four independent analogue channels, complete with SIV function for interpreting measured signals.
- Battery Probe: for testing the battery, analysing and checking the entire starting and charging system.
- TNET: for the measurement and electrical analysis of CAN automotive communication networks.
- Signal Generator: for simulating the pulses generated by sensors and the commands generated by control units and testing solenoid valves and other components.
- Multimeter: for voltage, resistance and current measurements (using a clamp-on ammeter).
- Pressure Tester: for checking fuel supply and turbocharger pressure on all vehicles.



TwinProbe

The TwinProbe includes:

- Oscilloscope: two independent analogue channels with inputs up to $\pm 200V$, complete with SIV function for interpreting measured signals.
- Signal Generator: for simulating the pulses generated by sensors and the commands generated by control units and testing solenoid valves and other components.
- Ammeter: for measuring currents. A BICOR clamp-on ammeter is needed to allow TwinProbe to run these tests.



Technical Training

TEXA believes customer training to be particularly important, since adequate technical competence and the correct use of diagnostic tools are critical to the success of repair work. The teaching methods used in TEXA courses are based on an ideal mix of theory and practical elements. Practice plays a fundamental part, as it combines testing and simulations with use of the technicians own TEXA diagnostic tools, thus stimulating a more active and dynamic participation and effective learning.





D1M

Diagnostic techniques for the MARINE ENVIRONMENT

TEXA software functions for diagnostics on pleasure craft and commercial vessels with inboard and outboard engines. Using TEXA software: an introduction to autodiagnostic pages (Errors, Parameters, States, ECU info, Activations, Settings), resetting procedures and settings. Reading TEXA standard wiring diagrams and supplementary technical information. Methods for updating software and configuring tools. MERCURY throttle settings, HONDA ECU resets, SEA-DOO service resets, and CATERPILLAR engine settings.

Verify the availability of courses in your own country.

TEXA

TEXA was established in Italy in 1992, and today is one of the world's leading names in the design and production of multibrand diagnostic and telediagnostic tools, exhaust gas analysers and air conditioning maintenance stations.

TEXA operates virtually all over the world through an extensive distribution network. In Spain, France, Great Britain, Germany, Brazil, the United States, Poland, Russia and Japan, TEXA markets its products directly through its own subsidiaries. TEXA employs some 600 people around the world, including over 100 engineers and specialists working in Research and Development.

TEXA has won many international awards over the years, including the Innovation Award at Automechanika in Frankfurt (2010 and 2014), the "Award of Awards" for the most innovative company in Italy, presented by the President of the Republic, Giorgio Napolitano (2011), the Irish Automotive Innovation Award (2014) and the Golden Key Award in Moscow (2014 and 2015). In 2015, MIT Technology Review classed TEXA as one of the ten most "disruptive" companies in Italy. Also in 2015, TEXA won the Frost & Sullivan "European Commercial Vehicle Diagnostics Customer Value Leadership".

All TEXA tools are designed, engineered and built in Italy, using modern automated production lines which guarantees maximum precision. TEXA focuses careful attention on product quality, and has obtained certification in accordance with the strict ISO TS 16949 requirements for suppliers of original equipment to the automotive industry.

To check out the extensive coverage of TEXA products, go to: **www.texa.com/coverage**

To check on IDC5 compatibility and minimum system requirements, go to: **www.texa.com/system**

The BLUETOOTH brand is the property of Bluetooth SIG, Inc., U.S.A., and is used by TEXA S.p.A. under license.

Android is a trademark of Google Inc

Copyright TEXA S.p.A.
cod. 8801789
10/2016 - Inglese - V.6.0



facebook.com/texacom



twitter.com/texacom



youtube.com/texacom



instagram.com/texacom



linkedin.com/company/texa



plus.google.com/+TEXAcom



TEXA

TEXA S.p.A.

Via 1 Maggio, 9
31050 Monastier di Treviso
Treviso - ITALY
Tel. +39 0422 791311
Fax +39 0422 791300
www.texa.com - info.it@texa.com

**COMPANY WITH
QUALITY SYSTEM
CERTIFIED BY DNV GL
= ISO 9001 =**